


## RESIN TREADPLATE

Treadplate texture for GM/EMD, ALCO and Baldwin locomotives

S scale  
AR88070



**\$17.95**

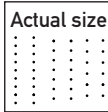
10 square inches (859 square CM) of treadplate.



## 7/8" RAILCAR RIVETS


Scale 7/8" diameter in four commonly used pitch/spacing

S scale  
AR88071  
**\$17.95**



Sheet contains rivets .014 inch (.36 mm) in diameter in four different pitches (spacing) most commonly found on rail cars. Includes 45.6 linear inches (116 cm) of .044 inch (1.1 mm) pitch, 19 linear inches (48 cm) of .05 inch (1.27 mm) pitch, 19 linear inches (48 cm) of .058 inch (1.47 mm) pitch and 23 linear inches (58 cm) of staggered pattern. Comes with instructions.

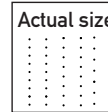
Researched by: Greg Kennelly



## 5/8" RAILCAR RIVETS


Scale 5/8" diameter in four commonly used pitch/spacing

S scale  
AR88072  
**\$17.95**



Sheet contains rivets .011 inch (.28 mm) in diameter in four different pitches (spacing) most commonly found on rail cars. Includes 45.6 linear inches (116 cm) of .043 inch (1.09 mm) pitch, 25 linear inches (66 cm) of .074 inch (1.88 mm) pitch, 25 linear inches (66 cm) of .050 inch (1.27 mm) pitch and 23 linear inches (58 cm) of staggered pattern. Comes with instructions.

Researched by: Greg Kennelly



D Indicates sheets available to dealers

Sheets not shown actual size. All artwork is copyrighted by Woody Vondracek and may include intentional errors to protect copyrights.