

Actual sheet measures 2.75 x 4.5 inches (7 cm x 11.4 cm).


RESIN 14" RAILROAD LOUVERS

Sheet contains scale 14" (36 cm) louvers suitable for 1950s and later applications. Includes 50 linear inches (130 cm) of resin louvers cast onto clear decal film. Comes with instructions.

N scale
AR88040

\$17.95

Researched by: Allan Gilbert



Actual sheet measures 2.75 x 4.5 inches (7 cm x 11.4 cm).


RESIN 6" RAILROAD LOUVERS

Sheet contains Scale 6" (15 cm) louvers suitable for pre 1950s and other applications. Includes 70 linear inches (178 cm) of resin louvers cast onto clear decal film. Comes with instructions.

N scale
AR88041

\$17.95

Researched by: Allan Gilbert



Actual sheet measures 2.75 x 4.5 inches (7 cm x 11.4 cm).


RESIN DIAMOND TREADPLATE

Sheet contains correct treadplate texture for GM/EMD, ALCO and Baldwin locomotives. Includes 10 square inches (25 cm) of treadplate. Comes with instructions.

O scale (1/48)
AR88042

\$17.95

Researched by: Allan Gilbert



Actual sheet measures 2.75 x 4.5 inches (7 cm x 11.4 cm).


RESIN DIAMOND TREADPLATE

Sheet contains correct treadplate texture for GM/EMD, ALCO and Baldwin locomotives. Includes 10 square inches (25 cm) of treadplate. Comes with instructions.

HO scale
AR88043

\$17.95

Researched by: Allan Gilbert



Actual sheet measures 2.75 x 4.5 inches (7 cm x 11.4 cm).


RESIN RIB TAPE AND STITCHING

Full sheet includes 39 linear inches (99 cm) of rib tape and stitches for WWI and other fabric covered aircraft.

1/32 scale
AR88044

\$17.95

Researched by: David Waples



Actual sheet measures 2.75 x 4.5 inches (7 cm x 11.4 cm).


RESIN RIB TAPE AND STITCHING

Full sheet includes 51 linear inches (129 cm) of rib tape and stitches for WWI and other fabric covered aircraft.

1/48 scale
AR88045

\$17.95

Researched by: David Waples



Actual sheet measures 2.75 x 4.5 inches (7 cm x 11.4 cm).


RESIN RAILROAD TREADPLATE

Contains accurate treadplate pattern suitable for GE U and -7 locomotives. Includes 10 square inches (859 cm) of treadplate.

O scale (1/48)
AR88046

\$17.95

Researched by: Allan Gilbert



Actual sheet measures 2.75 x 4.5 inches (7 cm x 11.4 cm).


RESIN RAILROAD TREADPLATE

Contains accurate treadplate pattern suitable for GE U and -7 locomotives. Includes 10 square inches (859 cm) of treadplate.

HO scale
AR88047

\$17.95

Researched by: Allan Gilbert



Actual sheet measures 2.75 x 4.5 inches (7 cm x 11.4 cm).


RESIN RAILROAD TREADPLATE

Contains accurate treadplate pattern suitable for GE -8/9 and GEVO locomotives. Includes 10 square inches (859 cm) of treadplate.

O scale (1/48)
AR88048

\$17.95

Researched by: Allan Gilbert



Actual sheet measures 2.75 x 4.5 inches (7 cm x 11.4 cm).

RESIN RAILROAD TREADPLATE

Contains accurate treadplate pattern suitable for GE -8/9 and GEVO locomotives. Includes 10 square inches (859 cm) of treadplate.

HO scale
AR88049

\$17.95

Researched by: Allan Gilbert